


REVIEW ARTICLE

***Saccharomyces cerevisiae* as a probiotic feed additive to non and pseudo-ruminant feeding: a review**M.M.Y. Elghandour¹, Z.L. Tan², S.H. Abu Hafsa³, M.J. Adegbeye⁴, R. Greiner⁵, E.A. Ugbo⁶, J. Cedillo Monroy⁷ and A.Z.M. Salem¹ 

1 Facultad de Medicina Veterinaria y Zootecnia, Universidad Autónoma del Estado de México, Estado de México, México

2 CAS Key Laboratory for Agro-Ecological Processes in Subtropical Region, The Chinese Academy of Sciences, Changsha, China

3 Department of Livestock Research, Arid Lands Cultivation Research Institute, City of Scientific Research and Technological Applications, Alexandria, Egypt

4 Department of Animal Science, College of Agriculture, Joseph Ayo Babalola University, Ilesha, Osun State, Nigeria

5 Department of Food Technology and Bioprocess Engineering, Max Rubner-Institut, Federal Research Institute of Nutrition and Food, Karlsruhe, Germany

6 Department of Biochemistry, Abia State University, Uturu, Abia State, Nigeria

7 Centro Universitario UAEM-Temascaltepec, Universidad Autónoma del Estado de México, Toluca, México

Keywords

live cells, microflora, monogastric, probiotic additive, *Pseudo-ruminant*, *Saccharomyces cerevisiae*.

Correspondence

Abdelfattah Z.M. Salem, Facultad de Medicina Veterinaria y Zootecnia, Universidad Autónoma del Estado de México, Estado de México, México.

E-mails: asalem70@yahoo.com, salem@uaemex.mx

2019/0712: received 21 April 2019, revised 6 July 2019 and accepted 25 July 2019

doi:10.1111/jam.14416

Abstract

The production of livestock and poultry faces major challenges to meet the global demand for meat and dairy products and eggs due to a steady increase in the world's population and the ban of antibiotics in animal production. This ban has forced animal nutritionists to seek for natural alternatives to antibiotics. In this context, the yeast *Saccharomyces cerevisiae* has received considerable attention in the last decade. It has been reported that feed supplementation with live yeast cells improve feed efficiency, enhance feed digestibility, increase animal performance, reduce the number of pathogenic bacteria, improve animal health and reduce the negative environmental impacts of livestock production. The current review sheds light on the effects of the use of live *S. cerevisiae* cells in the diets of nonruminant and pseudo-ruminant's animals and the mechanisms by which they exert its effects. This review work revealed that the addition of *S. cerevisiae* in poultry feed causes a phenomenon called competitive exclusion of pathogenic bacteria capable of causing disease adhere to the yeast surface, and so removing a large amount of harmful microorganisms and allowing the Animal defend more effectively, the production of antimicrobial agents, the balancing the gut microbiota and stimulation of host adaptive immune system and improving gut morphological structure, thus these benefits are reflected on the overall poultry health. In addition, in the presence of live *S. cerevisiae* cells, the immunity of rabbits was improved due to the high number of white blood cell. In addition, apparent digestibility of acid and neutral detergent fibre was improved in horses and rabbits. *Saccharomyces cerevisiae* in pig diets augment mucosal immunity by increasing IgM and IgA activity against pathogens, enhance intestinal development and function, adsorb mycotoxins, modulate gut microbiota and reduce postweaning diarrhoea.

Introduction

Within the last 30 years, the development of strategies to improve livestock production, to lower production cost

and to reduce the negative environmental impacts of livestock production was of utmost importance for nutritional scientists, microbiologists and biochemists. Supplementation of livestock feed with, for example

antibiotics as well as a number of probiotics and/or probiotics have been exploited to achieve the aforementioned goals (Al-Khalaifah 2018). However, in the past 14 years, application of antibiotics in animal production has faced decreasing social acceptance due to toxic effects in animals, the development of bacterial resistance, side effects on human health and a negative impact on the safety and quality of products derived from livestock and poultry such as meat, dairy and eggs. Within the European Union, application of antibiotics in livestock is prohibited today (Official Journal of the European Union Regulation 2006). In United States, the use of antibiotics or antimicrobial drugs as feed additives to help livestock or poultry grow faster or gain weight or cause conversion of feed efficiency are prohibited (FDA 2015). The Guidance for Industry #209 recommended that the use of antibiotics or antimicrobial drugs in livestock production is only to ensure animal health (FDA 2012). Therefore probiotics such as yeast *S. cerevisiae* have been evaluated among others as potential feed supplements to improve feed utilization, enhance feed digestibility, reduce the number of pathogens (Haldar *et al.* 2011), improve animal performance and health (Cheng *et al.* 2014). Yeast is known to induce positive effects in both ruminants and nonruminants; yeast supplementation also reduces the negative environmental impacts of livestock production (Ogbuewu *et al.* 2018). In available scientific literature, supplementation of monogastric feed with live yeast cells did not show uniform results. Beneficiary effects on animal health and performance (Medina *et al.* 2002; Van der Peet-Schwering *et al.* 2007; Kowalik *et al.* 2012) as well as no effects (Kornegay *et al.* 1995; Sanaa 2013) in the presence of yeast have been reported. The reasons for the variations in the results could be explained by the use of different types and doses of live yeast cells as well as differences in feed composition, animal species, physiological status and age of the animals (Wagner *et al.* 1990). Moreover, differences in the digestive system among monogastric species can be found. Structures such as gizzard, crop and functional caecum are not common to all monogastric animals whereas stomach, small and large intestine are structures of the gastrointestinal tract of all monogastric animals. In addition, digestion may differ among animal species. Rabbits, for example use a process called coprophagy to utilize fibre from the feed to a greater extent. In the caecum, rabbits use massive quantities of bacteria to convert indigestible fibre to digestible nutrients. In horses, fibre digestion is performed by bacterial fermentation in the hindgut. In poultry, a positive effect on fibre digestion in the gizzard is achieved by reducing particle size by grinding with grit. While in pigs, soluble fibre was fermented either in the small intestine or in the caecum, whereas fermentation of

insoluble fibre occurred in the colon. Thus, *Saccharomyces* might act via different mechanisms in different animal species. This review gives an overview on the impact of dietary live *S. cerevisiae* cells in nonruminant and pseudo-ruminant's animals.

Saccharomyces cerevisiae

Yeasts are an important source for obtaining products with probiotic activity, either live strains or derivatives of their cell walls. These preparations demonstrated a proven immunosuppressant activity in livestock as well as improvements in gastrointestinal physiology, which contributed to improved production results (Morales 2004). Yeast strains are more well-known in their use as probiotics belonging to the genera *Saccharomyces*, *Kluyveromyces*, *Hansenula*, *Pichia* and *Candida* and within these genera, species *S. boulardii*, *S. cerevisiae*, *K. fragilis*, *K. lactis*, *C. saitoana* and *C. pintolopesii* (Coenen 2000; Bovill *et al.* 2001; Campeanu 2002; Kumura *et al.* 2004). The most prominent yeast used as a feed additive in livestock is *S. cerevisiae*. It is rich in digestible proteins, vitamins (vitamin B6, thiamin, biotin, riboflavin, nicotinic acid and pantothenic acid), magnesium and zinc (Haiman and Frank 1994). Its calcium content, however, is low (Haiman and Frank 1994). The polysaccharides α -D-mannan, chitin and β -D-glucan are the main constituents of the *S. cerevisiae* cell wall. The immunological specificity of yeasts is determined by mannoproteins and β -D-mannan (Ruiz-Herrera 1992; Li *et al.* 2006). Yeasts are not a natural host of gut micro-organisms in monogastrics; therefore, *S. cerevisiae* flows along the gastrointestinal tract as alive and active without adhering to its walls. The strains that do not have the ability to adhere to the intestinal epithelium are effective as bio regulators and their action based on the ability of colonization through several mechanisms (Rodriguez *et al.* 2000; Baptista 2002) referred in their work that the use of live yeast cells to act as detoxification agents against mycotoxins and other bacterial toxins and their receptors in the mucous membrane and *Vibrio cholera* toxin. Severe damage to organs has been eliminated due to diets that may contain these toxins in the presence of *S. cerevisiae* for their ability to reduce animal stress, providing vitamins, enzymes and proteins (Baptista *et al.* 2005). The use of probiotics in the case of yeast is given by their bio regulatory action, which occurs by various mechanisms including microbial antagonism suppression of pathogenic bacteria, stimulation of the animal's immune system, attachment and removal of pathogens and increased activity-specific enzyme bacteria. From the standpoint of biomedical therapy, these mechanisms can be classified as pharmacodynamics and Pharmacokinetics (Perez 2007), as shown in (Fig. 1).

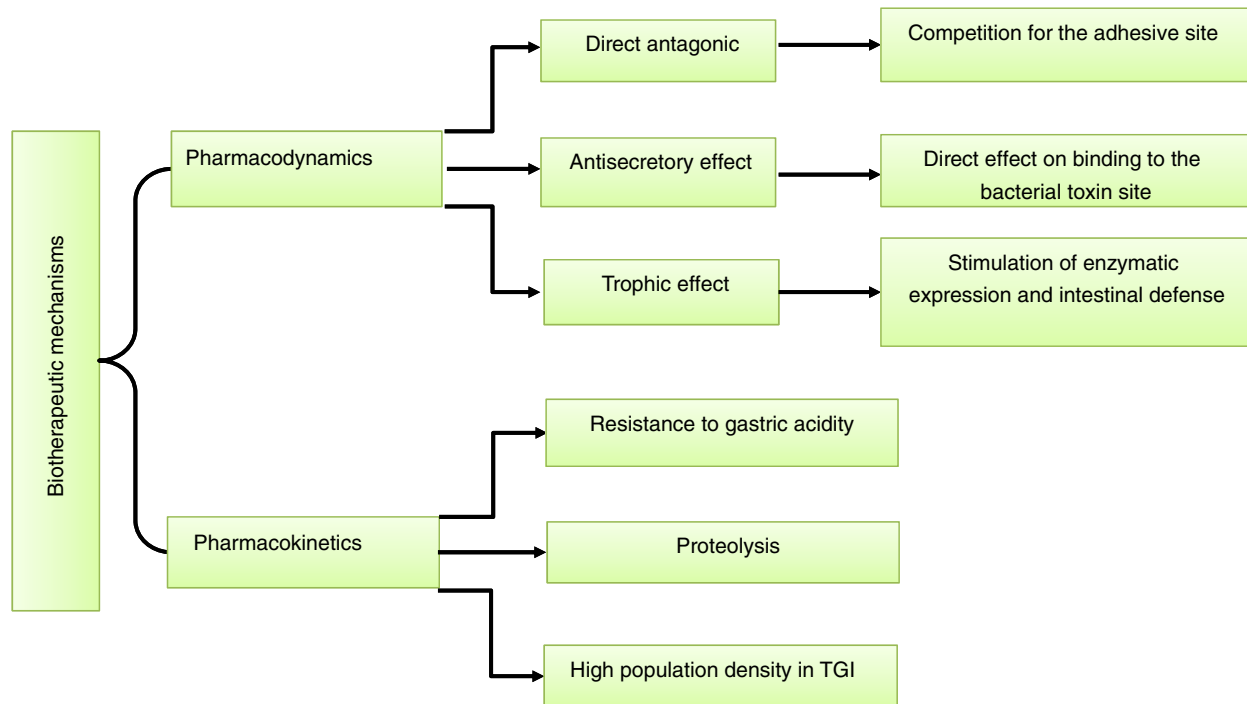


Figure 1 Mechanisms of action biotherapeutics used by the yeast for the control of pathogens adapted from (Suarez and Guevara, 2018). [Colour figure can be viewed at wileyonlinelibrary.com]

Mode of action of *Saccharomyces cerevisiae* as an additive

Care should be taken to select a probiotic strain, based on the requirements of the animal to be delivered, and must ensure the diversity of the organisms in the gut and provide the stability of their ecology, which can be affected by changes in diet and hard exercise (Amaral 2006). The potential mechanisms have been demonstrated for health benefits of yeasts as efficient probiotics in the animal production can be identified and are attributed to the ability to be involved in highlighting these criteria (Fig. 2): (i) adhesion capacity to intestinal cells (ii) improvement in feed digestibility and enhancement of beneficial micro-organisms in the gut, (iii) promotion of digestive enzyme activity, (iv) immunostimulant effect, (v) tolerance to high acidity (vi) resistance to bile salts (vii) improving gut morphological structure (Pourabedin *et al.* 2014) and (viii) direct antagonistic effect on enterobacteria and other yeasts and inhibition of the formation of destructive bacteria (Ogbuewu *et al.* 2018) (Fig. 2). Supplementation of yeast as a probiotics in livestock production uses the following pathways to exert their positive effects; immunomodulation, metabolic effects, changes in intestinal microbiota and removal of oxygen.

- i Immunomodulation: Supplementation of *Saccharomyces cerevisiae* modulates and alters cytokines and activates immune system in livestock. This improves the immunity of the livestock and helps in prevention of diseases.
- ii Metabolic effects: *S. cerevisiae* inhibits toxins, improve microflora, feed digestibility, supply nutrients and lower the cholesterol levels.
- iii Changes the intestinal microbiota: *S. cerevisiae* inhibits pathogenic micro-organisms, improves digestibility and animal performance by altering the microbiome of the gastrointestinal tract.
- iv Removal of oxygen: *S. cerevisiae* removes oxygen this increases the proliferation of viable anaerobic bacteria which helps to reduce CH₄ and lactate productions. It also improves the pH stability, increases microbial protein and changes volatile fatty acid, which results in the increase in feed intake, improves animal productivity and health (Fig. 2).

In monogastrics, inclusion *S. cerevisiae* into the diets of the animals was reported to stimulate immune response (Buts *et al.* 1986). Majtán *et al.* (2005) observed that dietary *S. cerevisiae* promotes the synthesis and release of pro-inflammatory cytokines from macrophages. *Saccharomyces cerevisiae* was also reported to affect the immune

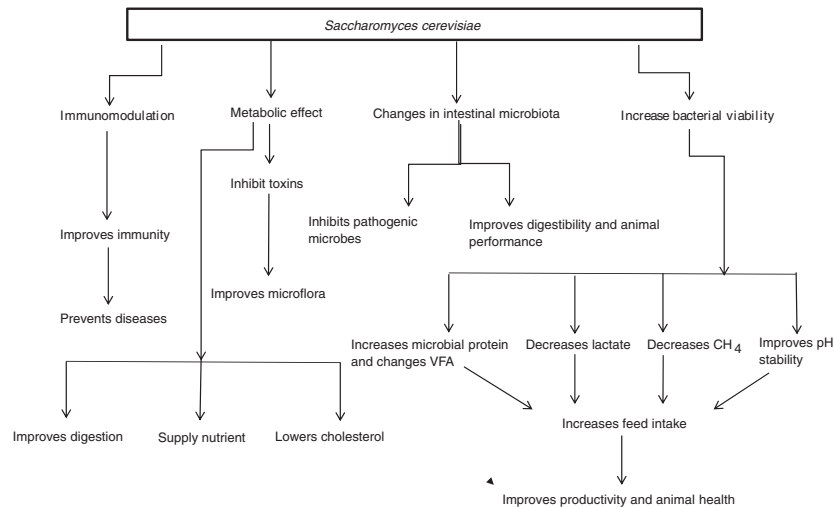


Figure 2 Mechanism of action of *Saccharomyces cerevisiae* as feed additives in livestock production.

response by stimulating the IgA response to pathogenic micro-organisms (Qamar *et al.* 2001). In addition, the high amount of glucans present in the inner *S. cerevisiae* cell wall was linked to the stimulation of the immune system by a so far unknown mechanism (Song and Di Luzio 1979). Dietary *S. cerevisiae* was also shown to inhibit pathogen adhesion to the cell wall of the animal mucosa (Castagliuolo *et al.* 1999). This anti-adhesive effect was ascribed to the presence of mannan in the outer cell wall of *S. cerevisiae* (Ofek *et al.* 1977; Gedek, 1989). Furthermore, supplementation of the animal diet with *S. cerevisiae* was found to reduce the adverse action of toxins (Parlat *et al.* 2001). Secretion of a serine protease capable of hydrolysing toxin A from *Clostridium difficile* was observed with some *S. cerevisiae* strains (Castagliuolo *et al.* 1996) and the high content of methionine enables *S. cerevisiae* to suppress the harmful effects of aflatoxins in animals (Stanley *et al.* 1993). Dietary *S. cerevisiae* was found to alter the gut pH of the animals (Makled, 1991). The yeast is capable of decreasing the pH of the intestine by secretion of organic acid such as lactic and acetic acid. This creates a more favourable environment for the inherent gut microbiota, thereby decreasing the probability of the colonization with pathogens (Servin and Coconnier 2003) (Fig. 2). The diet of chickens supplemented with *S. cerevisiae* could be also used for egg-yolk coloration due to the production of *Phaffiarhodozyma* carotenoids by the yeast (Çelik *et al.* 2003).

Application of probiotic yeast in monogastrics

The benefits of adding yeast as a probiotic to livestock diets were reviewed by (Vohra *et al.* 2016). Most studies

have evaluated live yeast as a probiotics in ruminants, poultry, swine, rabbits, with fewer studies in horses. Generally, studies have shown that the addition of live yeast may improve fibre digestibility, inhibit the growth of pathogens, produce antibacterial compounds, stimulate the immune system and improve gut morphological structure. Furthermore, Broadway *et al.* (2015) reviewed the literature on live yeast and yeast cell wall supplements to food-producing animals and pointed that yeast cell wall components interact directly with immune cells, bind bacteria to prevent colonization of pathogens, may possess antioxidant and antitumour properties, promote growth performance and alter metabolism (Fig. 2).

Probiotic yeast for poultry

Microbial communities inhabiting in the digestive tract of chickens are essential for gut homeostasis, host metabolism and affect many physiological functions within the bird and their health. They play an important role in digesting nutrients, inhibiting pathogens and interacting with each other as well as with the gut-associated immune system (Borda-Molina *et al.* 2018). In modern production of broilers, there are many factors that can cause stressors (food changes or imbalances, processing at the hatchery and high stocking density) during the post hatching period, (Pinchasov and Noy 1993) which ultimately affect pathogens colonization in the digestive tract result in weaken the immune system, posing a threat to bird health and food safety. *Salmonella*, *Campylobacter jejuni* and *Clostridium perfringens* appear to infect chickens and hens increasing the risk of contamination through the food chain, resulting in a harmful condition

for poultry and humans (Holzapfel and Schillinger 2002; Van Immerseel *et al.* 2004; Humphrey *et al.* 2007). The gut microbiota is one of the main defence components in the digestive tract against enteric pathogens. The disturbance of the gut microbiota–host interaction plays a crucial role in the development of intestinal disorders. There have been significant changes in caecal microbiota in chickens infected with *C. perfringens* (Feng *et al.* 2010; Stanley *et al.* 2012; Skraban *et al.* 2013), *Eimeria* species (Perez *et al.* 2011; Stanley *et al.* 2014; Wu *et al.* 2014) and *Salmonella* Enteritidis (Nordentoft *et al.* 2011; Juricova *et al.* 2013; Videnska *et al.* 2013). Therefore, probiotics act as a biological alternative in controlling *Salmonella*, *Campylobacter*, *C. perfringens* or *Escherichia coli* (Holzapfel and Schillinger 2002; Patterson and Burkholder 2003; Siragusa and Ricke, 2012). In poultry, the benefits of yeast probiotic supplements are shown in the production performance of broilers and increased chickens resistance to enteric pathogens infection (*Salmonella*, *Campylobacter jejuni*, *C. perfringens* or *E. coli*) (Banjeree and Pradhan, 2006; Higgins *et al.* 2007; Higgins *et al.* 2008). Furthermore, the frequency of colonization of *salmonella* was significantly decreased by yeast probiotic supplementation, whereas unfinished birds had higher levels of colonization of *Salmonella* (Line *et al.* 1997).

Supplementation of birds diets with yeast has been shown to modulate the birds' intestinal microflora, to inhibit the colonization of the gastrointestinal tract by bacterial pathogens, to enhance the immune response of the birds, and to improve the sensory and quality characteristics of the animal-derived meat (Aksu *et al.* 2005; Zhang *et al.* 2005; Kabir, 2009; Afsharmanesh *et al.* 2010; Javadi *et al.* 2012) - (Table 1).

A decrease in serum cholesterol and serum albumin with increasing dietary yeast levels in broiler diets was observed and no detrimental effects on the birds performance occurred up to an inclusion level of 1% (w/w) (Ahmed *et al.* 2015) (Fig. 3). Furthermore, Oyediji *et al.* (2008) reported that inclusion of 200, 250 and 300 mg of *S. cerevisiae* (Levucel SB) per kg diet resulted in an increase in total body weight gain, low feed conversion ratio and a reduction mortality rate in broilers after 4 weeks. Abdelrahman (2013) observed that inclusion of dry fat together with 3 kg of *S. cerevisiae* per ton of feed had no effect on total feed intake but increased total weight gain, reduced feed conversion ratio and low blood cholesterol levels were obtained in broilers compared to the control when using corn oil as the energy source.

Increase in antibody titre against influenza disease virus, daily body weight gain, final body weight, feed intake and serum high-density lipoprotein level, but low serum cholesterol level were observed in 3-day-old male broilers when supplementing their diet with 0.1, 0.2 and

0.3% (w/w) of live *S. cerevisiae* powder compared to the control (Gheisari and Kholeghipour, 2006).

It was also reported that *S. cerevisiae* could modulate or neutralize the effect of aflatoxin B1 (Parlat *et al.* 2001). A reduction in deleterious effects of aflatoxins on body weight gain, on feed intake and on feed conversion ratio were observed in Japanese quails with 1 g of yeast per kg of feed contaminated with 2.5 mg aflatoxin, similar results were obtained for broilers by (Pizzolitto *et al.* 2013). Drinking water supplemented with 5×10^9 cells per liter of *S. cerevisiae* CECT 1891 resulted in better animal performance when feeding a diet contaminated diet with 1.2 mg of aflatoxin B1 per kg of feed. In the study of (Koc *et al.* 2010) stated that supplementation of feed with 2 kg per ton *S. cerevisiae* NCYC R618 (4 billion CFU per g) resulted in an increase in weight gain and feed intake by 12.4 and 9.4%, respectively, in 21-d-old broilers. Furthermore, yeast supplements have improved the microbial population of the ileum substantially; a 93% increase in lactic acid bacteria and a 152% decrease in *E. coli* population were obtained. The more balanced gastrointestinal microbial population is associated with improving the health and performance of the broilers (Thongsong *et al.* 2008). Supplementation of feed with live yeast was also reported to lipopolysaccharide effect in birds. Lipopolysaccharides, cell wall components of gram-negative bacteria were shown to imitate bacterial infection and to induce inflammatory responses in broilers (Takahashi *et al.* 2008; Munyaka *et al.* 2013). Thus, nutrients are need for the inflammatory responses of the birds and therefore not available for growth (Roura *et al.* 1992). Wang *et al.* (2016a) observed that supplementation of the feed of lipopolysaccharide-induced broilers with 0.5 g kg⁻¹ of *S. cerevisiae* NCYC 47Hr+ (10^{10} CFU per g) resulted in lower serum nitric oxide levels and lower serum myeloperoxidase activity in 21-day-old birds. In addition, a lower number of interleukin-1 β receptors in the spleen on day 21 and 27 were obtained. A further study by (Wang *et al.* 2016b) with *E. coli* challenged broilers resulted in a 38% decrease in serum diamine oxidase activity and a 22.63% decrease in ileal myeloperoxidase activity when the feed was supplemented with 0.5 g kg⁻¹ *S. cerevisiae* (10^{10} CFU per g). A lower diamine oxidase activity points to an improved intestinal integrity, since the enzyme is secreted by the intestinal villi into the blood stream upon leakage of the intestinal barrier (Luk *et al.* 1980). In addition, a 14.38% increase in the ratio of ileal villus height to crypt depth was observed as well as a lower expression of inflammation-related genes in the intestine such as interleukin-1 β , interleukin-8, NF- κ B and Toll-like receptor 4. The reduced expression of intestinal inflammation-related genes suggests that yeast supplementation alleviates the

Table 1 Impact of supplementation of poultry diets with live *Saccharomyces cerevisiae*

Live <i>S. cerevisiae</i> doses	Poultry species	Impacts	References
0.1, 0.2 and 0.3% in powdered form	Broiler	higher final body weight, higher daily body weight gain, higher feed intake, lower serum cholesterol levels, higher serum high-density lipoprotein concentrations, lower heterophil to lymphocyte ratio	Gheisari and Kholeghipour (2006)
1 g/kg of feed	Japanese quails	Lower deleterious effects of aflatoxins	Parlat <i>et al.</i> (2001)
2 kg/ton of feed	Broiler	higher daily weight gain, higher feed intake, higher numbers of ileal LAB, lower counts of ileal <i>E. coli</i>	Koc <i>et al.</i> (2010)
1, 2 and 3 g/kg of feed	Broiler	No effect on feed intake, lower final body weight and lower daily weight gain, higher feed conversion	Ahmed <i>et al.</i> (2015)
0.5 g/kg of feed	Broiler	Lower serum concentration of nitric oxide, lower serum myeloperoxidase activity, lower number of interleukin-1 β receptors in the spleen	Wang <i>et al.</i> (2016a)
0.5 g/kg of feed	Broiler	Lower serum diamine oxidase activity, lower ileal myeloperoxidase activity, higher ratio of villus height to crypt depth in the ileum, down-regulation of inflammation-related genes (IL-1 β , interleukin-8, NF- κ B and Toll-like receptor 4)	Wang <i>et al.</i> (2016b)
200, 250 and 300 mg/kg of feed	Broiler	Higher daily weight gain, lower feed conversion ratio, lower mortality	Oyediji <i>et al.</i> (2008)
3 kg/ton of feed	Broiler	Higher total weight gain, lower blood cholesterol concentrations, lower feed conversion ratio	Abdelrahman (2013)
5×10^9 cells/l drinking water		Higher feed intake, higher body weight gain, lower feed conversion ratio, higher total serum protein levels, higher serum albumin levels, higher serum globulin levels	Pizzolitto <i>et al.</i> (2013)

effect of toxins in the body, improves gut structure resulting in a better absorption of nutrients and improves crypt depth.

A probiotic *S. cerevisiae* enriched with Se could increase egg weight, quality of eggshell and improves egg quality (low cholesterol level in egg yolk) (Invernizzi *et al.* 2013). On the other hand, (Zhang *et al.* 2005) investigated the effect of *S. cerevisiae* cell on the meat quality in male broilers and stated that the tenderness of meat improved by the whole yeast or *S. cerevisiae* extract. Yeast cell wall products have been shown to affect the richness of species and bacterial intestinal diversity (Roto *et al.* 2015). However, there is limited information on the effect of yeast nucleotides on intestinal microbiota of chickens. Recently, (Wu *et al.* 2018) found that feeding dietary yeast nucleotides into pathogen-free chickens increased the diversity of intestinal microbiota and abundance of *Lactobacillus* (Wu *et al.* 2018). *Eimeria* impaired gut function, shifted gut microbiome and performance; yeast nucleotides improved performance independently, attenuated *Eimeria* damage on indices of gut function and modulated caecal microbiome. In the study of (Ahiwe *et al.* 2019) reported that whole yeast and its derivatives can improve meat yield of broilers and through its effect on white blood cell, lymphocyte and monocyte counts, may be linked to an amelioration of stress induced by *Salmonella* lipopolysaccharide in broilers. They also noted that autolysed yeast, yeast cell wall and its enzymatically hydrolysed components when supplemented at 2 g kg⁻¹ diet may act as an appropriate

alternative to antibiotics in broilers production. The enzymatic hydrolysis of yeasts produces cell-free culture supernatant that show activity against Gram-negative bacteria. Previous studies have shown that refined functional carbohydrates can agglutinate as well as inhibit adherence of several species of *Salmonella* to the intestinal epithelium inhibiting them from colonizing the digestive tract (Walker *et al.* 2017, 2018). Singh *et al.* (2019) also showed that refined functional carbohydrates have effects on cytokine gene expression, including the genes encoding for pro-inflammatory cytokines and T helper (T1 and T2), which enhances the immune function of sexually mature hens. Furthermore, increased apoptotic functions in the presence of prebiotic reduce the numbers of colonized bacteria in chicks' caeca. The adhesion of pathogens onto the surface of yeast-derived refined functional carbohydrates rather than intestinal receptors can be responsible for reduced activation of pro-inflammatory signalling pathways and thus the translocation of bacteria. Prebiotics such as refined functional carbohydrates could benefit during sexual maturity in hen by enhancing the immune response while also providing protection from infection.

Probiotic yeast for rabbits

Rabbits are both monogastric animals, but also herbivores, with particular digestive and physiological characteristics. Intensive breeding of rabbits could cause physiological stress with 24% of mortality rate and

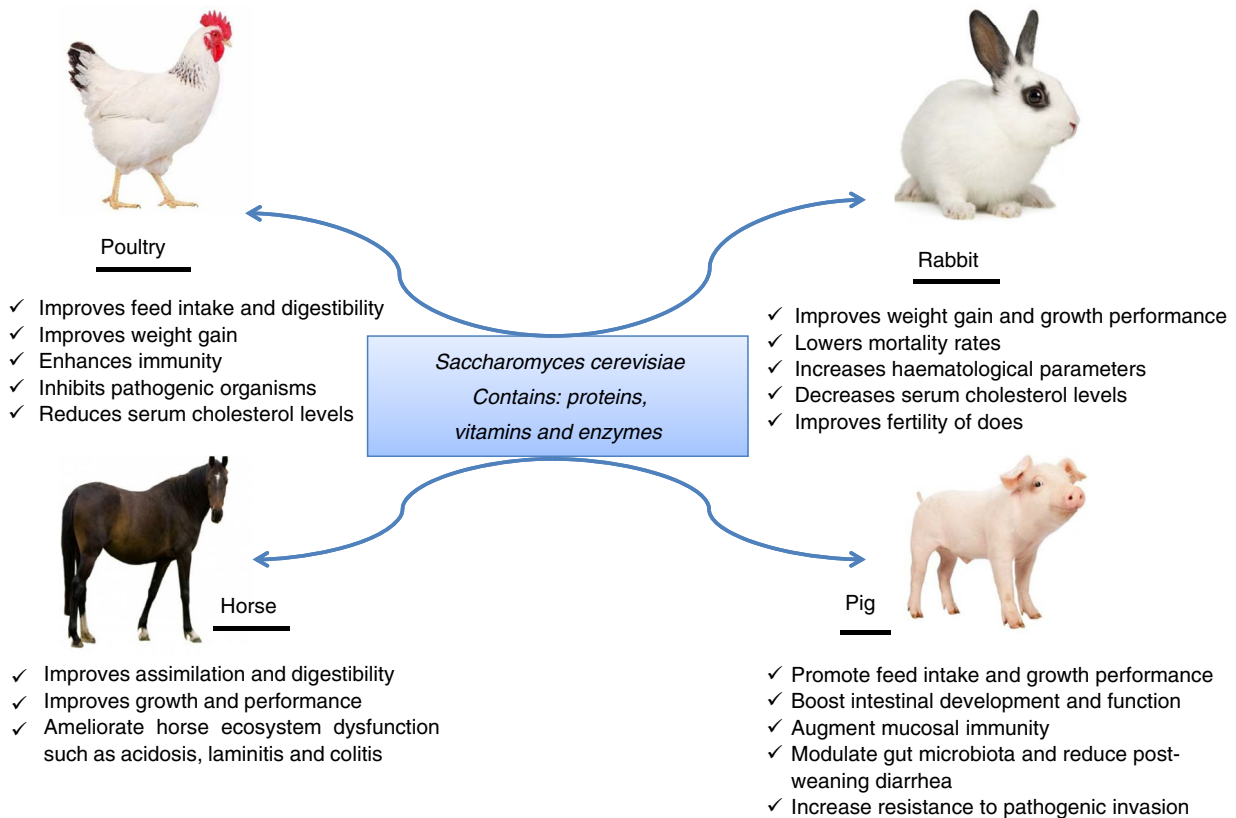


Figure 3 Positive effects of *Saccharomyces cerevisiae* supplementation on nutrition of poultry, rabbits, pigs and horses. [Colour figure can be viewed at wileyonlinelibrary.com]

morbidity. About 75% of deaths were due to incidence of enteric disease resulting in a lower efficiency of production and reproduction of rabbit does (Belhassen *et al.* 2016). The high incidence of gastrointestinal diseases in rabbits is often related to abnormalities in the composition of bacteria (Combes *et al.* 2011; Bauerl *et al.* 2014). Any imbalance of microflora can lead to pH alteration, dysbiosis and pathogens proliferation, with adverse effects on animal health (Michelland *et al.* 2010). The establishment of a healthy, stable and diverse microflora in gastrointestinal tract is of great significance for rabbits to resist intestinal diseases.

Micro-organisms in rabbit caecum can ferment foregut-undigested cellulose, other nutrients, volatile fatty acids, ammonia nitrogen, vitamins and other nutrients. The volatile fatty acids are rapidly absorbed in the intestine and can then provide 40% energy to maintain adult rabbits, in which butyric acid is a direct source of energy to hindgut, whereas acetic acid creates cholesterol and fat metabolism in the liver in metabolism (Gidenne, 1997). In addition, microbes in the caecum can also use ammonia nitrogen to synthesize bacterial proteins, and these proteins are used twice by rabbits in the form of soft

faeces (Kohl *et al.* 2011). Normal intestinal flora is beneficial to host's digestion and metabolism of nutrients, thereby promoting the rabbits' growth and development. Feed provides the nutrients and energy for intestinal ecosystem of animals, which is a major factor affecting the microbial balance of the adult animal. The bacterial structure affects feed degradation and therefore affects the physicochemical parameters of intestinal pH, the concentration of metabolite and redox potential. On the contrary, the dietary composition also affects the balance of intestinal flora (Zhu *et al.* 2015). The physiology of the digestive system of rabbits is largely depends on its caecal microbial population, characterized by the presence of an abundant microflora. According to (Ezema and Eze 2015) who reported that rabbits fed diets supplemented with *S. cerevisiae* improved average weight gain and daily feed intake compared to those in the control group. However, as observed in the rabbits study by (Emmanuel *et al.* 2019). *Saccharomyces cerevisiae* was reported to primarily act on the microbiota in the caecum and proximal colon of rabbits (Carabaño *et al.* 2006; Fortun-Lamothe and Boullier 2007). The effects of supplementation with live *S. cerevisiae* in the rabbit rations are summarized in

Table 2 Impact of supplementation of rabbit diets with live *Saccharomyces cerevisiae*

live <i>S. cerevisiae</i> doses	Impacts	References
1 g/kg of feed	Lower mortality of kits in the first reproductive cycle, no effect on viability of kits in the first reproductive cycle, but higher viability in the second reproductive cycle, improved fertility of does in the second reproductive cycle	Belhassen <i>et al.</i> (2016)
1 g/kg of feed 300 and 600 mg/kg of feed	No effect on growth rate, short chain fatty acid and caecal microbiota Lower apparent neutral detergent fibre and acid detergent fibre digestibility, higher caeca yeast and mould population, higher slaughter weight, no negative effects on meat quality parameters	Belhassen <i>et al.</i> (2016) Rotolo <i>et al.</i> (2014)
0.1% (w/w)	Higher final body weight, higher daily body weight gain, higher nitrogen utilization, improve feed conversion efficiency	El-Badawi <i>et al.</i> (2017)
10 g/kg of feed	Reduced mortality, higher redox potential in the caeca content	Kimsé <i>et al.</i> (2008)
2 g/kg of feed	Increased haematocrit and haemoglobin concentration and decreased serum cholesterol	Seyidoglu <i>et al.</i> (2013)
2 × 10 ⁸ CFU/animal/day	Negatively affect digestibility of dry matter, organic matter and neutral detergent fibre, and also increased mortality rate	Campos-Morales <i>et al.</i> (2015)
Equal dose of 5 × 10 ⁸ cells/animal/day lactic acid bacteria and <i>S. cerevisiae</i>	No effect on feed intake, body weight gain, feed conversion efficiency and digestibility of dry matter. Crude protein digestibility improved	Kamra <i>et al.</i> (1996)
3.0 g/kg of feed	Improved growth performance and haematopoiesis. Reduced serum cholesterol level	Onifade <i>et al.</i> (1999)
5 × 10 ⁸ cells/animal/day	No effect on body weight and nutrient digestibility	Chaudhary <i>et al.</i> (1995)
1 and 10 g/kg feed	No effect on total tract digestibility of nutrients and growth rate	Kimsé <i>et al.</i> (2012)

(Table 2). Inclusion of *S. cerevisiae* Sc47 (10⁸ CFU per g) in the rabbits diet with a dose of 0.1% (w/w) resulted in an increase in final body weight by 22% and an increase in body weight by 36.9%, whereas feed conversion was found to be 24% less (El-Badawi *et al.* 2017). Furthermore, nitrogen intake and nitrogen digestibility were increased by 16.68 and 10.98%, respectively, in the presence of yeast. Rotolo *et al.* (2014) observed a lower apparent neutral and acid detergent fibre digestibility as well as a higher caeca yeast and mould population when supplementing the rabbit diet with live yeast (10¹⁰ CFU per g) at 0, 300 and 600 mg kg⁻¹. Yeast supplementation had also a tendency to increase slaughter weight (1–6%). Furthermore, no negative effect on meat quality parameters and chemical composition were obtained.

No effect was observed on mortality of does and the length of gestation in both reproductive cycles. However, improvement in fertility of does (95.8 vs 66.7% in the control) was observed when rabbits diet supplemented with live *S. cerevisiae* of 1 g per dose per kg feed (Belhassen *et al.* 2016) in the second reproductive cycle. In addition, yeast supplementation resulted in a 7.8% increase in viability rate of the kits in the second reproductive cycle, and also showed a decrease in mortality rate of kits in the presence of *S. cerevisiae* in the first 21 days of the first reproductive cycle. Emmanuel *et al.* (2019) showed that dietary inclusion of *S. cerevisiae* at 0.12 g kg⁻¹ of feed, improved epididymal sperm characteristics and testicular morphometry of rabbit bucks.

An increase in the concentrations of haematocrit and haemoglobin, whereas a reduction in cholesterol was observed in rabbits fed *S. cerevisiae* supplemented diet with 2 g kg⁻¹ feed (Seyidoglu *et al.* 2013) (Fig. 3). However, (Campos-Morales *et al.* 2015) reported that inclusion of *S. cerevisiae* with 2 × 10⁸ CFU per day per animal negatively affects digestibility of dry matter, organic matter and neutral detergent fibre, as well as increased mortality rate of rabbits.

Probiotic yeast for pigs

The level of increased use of probiotics started since a ban on the use of antibiotics as promoters of antimicrobial growth in pig feeds in 2006, efforts have been directed towards natural alternatives to feed additives with growth promoting and/or immunomodulatory properties has augmented dramatically. The most of the researches showed a health beneficial effect of a probiotic yeast applied in piglets; yeast or yeast product supplement may promote average daily feed consumption and pig growth performance, augment mucosal immunity by increasing IgM and IgA activities against pathogens, boost intestinal development and function, adsorb mycotoxins, modulate gut microbiota and reduce postweaning diarrhoea (Kogan and Kocher 2007; Shen *et al.* 2009; Sauer *et al.* 2011; Jiang *et al.* 2015). In gestating sows, *S. cerevisiae* supplementation to sows had no beneficial effects on body weight and feed intake of gestating sow, but the total

number of piglets born and born alive was greater than in un-supplemented sows (Di Giancamillo *et al.* 2007; Agazzi *et al.* 2015). Shen *et al.* (2009) demonstrated that there was no difference between pigs fed antibiotic growth promoters and pigs fed diets supplemented with yeast on growth performance, nutrient digestibility and intestinal morphology, indicating that yeast products may be an effective substitute for antibiotic growth promoters. It also has been shown that the immune-potentiating costs of yeast-based supplements had no adverse impact on pig growth performance (Molist *et al.* 2014). However, it has also been reported that yeast cultures have no effect on pig growth performance or apparent total tract digestibility of dry matter, crude protein, neutral detergent fibre and acid detergent fibre (Kornegay *et al.* 1995). The effects of adding yeast products to diets for pigs are not fully understood, but it is believed that yeast products may have a number of positive effects if added to pig diets and there is some evidence that yeast products can be used as partial or fully alternatives to antibiotic growth promoters. The benefits of intestinal health and immunomodulatory effects of yeast cells are important and represent the most likely benefits of supplementing pig diets with yeast (Liu *et al.* 2018). Live yeast, finely ground live yeast and yeast fermentation products may lead to increased villus heights and villus-to-crypt ratios (Bontempo *et al.* 2006; Shen *et al.* 2009; Jiang *et al.* 2015). Furthermore, significant longer villi and deeper crypts were found in the ileum of piglets receiving diets supplemented with *S. cerevisiae* spp. (Domeneghini *et al.* 2004; Di Giancamillo *et al.* 2008). In addition, live yeast supplement may increase gut cell proliferation and increase glycoconjugates concentration in the mucin of supplemented pigs, thereby increasing their resistance to pathogenic invasion (Bontempo *et al.* 2006). Many beneficial effects of yeast and yeast products are suggested to stimulate the immune-modulation because the b-D-glucans in the walls of yeast cells enhances the function of macrophages and neutrophils by binding to their receptors causing cascades cytokines and increasing the production of antibodies (Kogan and Kocher 2007; Kim *et al.* 2017). In the study of (Kogan and Kocher 2007; Shen *et al.* 2009) who demonstrated the mechanism by which yeast cells can provide these benefits is the result of the composition of the yeast cells. The specific sugar types that form large parts of the cell walls of yeast, notably a-D-mannans and b-D-glucans, are thought to be responsible for the effects of yeasts cells. In addition, the requirement for yeast extracts containing nucleotides may be increased under certain conditions, such as high stress, during disease, or rapid growth (Waititu *et al.* 2016). The weaning itself causes villus atrophy and reduces replacement of enterocytes both of which inhibit the absorption

of nutrients, a part of easing the transition around weaning of pigs involves preparing the intestine to change in diet form that caused a possible deficiency of nucleotides and in that case, yeast cells may be potentially beneficial (Jiang *et al.* 2015).

Indeed, pigs that were challenged with *E. coli* K88 and fed diets containing a yeast fermentation product have higher concentrations of serum tumour necrosis factor-alpha, less diarrhoea, higher appetite and decreased adherence of *E. coli* to the intestinal mucosa than pigs fed an un-supplemented control (Kiarie *et al.* 2011, 2012). Likewise, pigs fed on diets supplemented with live yeast and exposed to enterotoxigenic *E. coli* were observed to have reduced disease-related stress, reduced diarrhoea scores, reduced duration of diarrhoea, and reduced shedding of *E. coli* (Trckova *et al.* 2014). Jiang *et al.* (2015) reported that feeding of live yeast and finely ground live yeast increases serum concentrations of IgA, IL-2 and IL-6. The a-D-mannans in the yeast have potential antioxidant effects (Kogan and Kocher 2007). Particularly, a-D-mannans are thought to bind to mannose-specific receptors that are present on many bacteria such as *E. coli* and *Salmonella* spp., which inhibit adhesion of these pathogens to the mannose-rich glycoproteins lining the intestinal lumen (Kogan and Kocher 2007).

Probiotic yeast for horses

One of the major concerns in the production of horses is the disruptions of the composition and/or activity of hindgut microbiota that lead to altered digestive health and onset of colic (Sadet-Bourgeteau and Julliand 2012). The digestive system of the horse has a faster passage rate, leaving the microflora of the large intestine with less time to carry out fermentation, this leads to accumulation of lactate and reduction in pH leading to subclinical acidosis in the caecum-colon, consequently increasing the horses' susceptibility to colic pain or laminitis (Jouany *et al.* 2008; de Rezende *et al.* 2012). The effects of a probiotic yeast to the digestive compartment mainly caecum-colon. Increase fibre digestibility in the horse's colon and modulated the balance of hindgut bacterial communities through live yeast supplement, thus reduced the risk of lactic acidosis (Medina *et al.* 2002; Jouany *et al.* 2008). Yeast supplements in a diet for horses improve digestion and assimilation of the diet and encourage horse growth performance (Julliand *et al.* 2006; de Rezende *et al.* 2012) (Fig. 3). Live *S. cerevisiae* (Sc 47 Biosaf[®]) in a dose of 20 g resulted in a 2.1% greater apparent digestibility of digestible energy and a 1.4% higher hemicellulose digestion in horses (de Rezende *et al.* 2012). In addition, a better digestion of nutrients was reported by (Morgan *et al.* 2007), as well as a higher intestinal microbial

Table 3 Impact of supplementation of horse diets with live *Saccharomyces cerevisiae*

Live <i>S. cerevisiae</i> doses	Impacts	References
10, 20 and 30 g/kg of diet	No positive effect feed digestibility	Gobesso <i>et al.</i> (2012)
1 and 3 g/kg of diet	No effect on dry matter, crude protein, crude fat, neutral detergent fibre and acid detergent fibre digestibility, no effect on short chain fatty acid production	Mackenthun <i>et al.</i> (2013)
2 g/head/day	Higher dry matter, organic matter, neutral detergent fibre and acid detergent fibre digestibility	Agazzi <i>et al.</i> (2009)
20 g/head/day	Higher apparent digestibility of digestible energy, hemicellulose digestion and speed of horses	de Rezende <i>et al.</i> (2012)
11 g/head/day	Higher dry matter, organic matter, neutral detergent fibre and acid detergent fibre intake, higher dry matter, organic matter, neutral detergent fibre and acid detergent fibre digestibility	Salem <i>et al.</i> (2016)
5 g/head/day	No effect on average daily gain, lowers dry matter intake and improves feed efficiency of forage	Moura (2011)
20 g/head/day	Weight gain, increase in milk and faster growth rate	Glade (1991)
10 g/kg of diet	No effect on microbial counts in the caecum and colon, modified pH, concentrations of lactic acid and ammonia	Medina <i>et al.</i> (2002)
56 g/head/day	Increase dry matter intake and improves digestibility	Morgan <i>et al.</i> (2007)
4 mg/g of feed dry matter	Improves fermentation of feed and fibre digestion	Elghandour <i>et al.</i> (2016)
1 ounce twice daily of feeds	No effect on weight but increases forage digestibility and gut health	Nerlich <i>et al.</i> (2018)
10 × 10 ⁹ and 10 × 10 ¹⁰ CFU/animal/day	No effect on gastric pH but reduced lactate-utilizing bacteria	Julliard <i>et al.</i> (2018)
10 g/head/day	Improves fibre digestibility and growth	Efsa (2009)
10, 20 and 30 g (5 × 10 ⁸ CFU per g)/animal/day	No changes in the microbiota and no improvement on cellulolytic population and fibre digestion	Taran <i>et al.</i> (2015)
2 g/head/day	No effect on digestibility, fecal pH and blood parameters	Palagi <i>et al.</i> (2018)
10 g/head/day	Higher dry matter intake, neutral detergent fibre intake and hemicellulose intake	Jouany <i>et al.</i> (2008)

population and a more constant caecal pH (Medina *et al.* 2002). Salem *et al.* (2016) observed a 42.75% higher dry matter intake, a 43.73% higher organic matter intake, a 50.31% higher neutral detergent fibre intake and a 62.75% higher acid detergent fibre intake when mare obtained 11 g of Biocell F53 yeast culture per day as a feed supplement. The corresponding increase in dry matter, organic matter, neutral detergent fibre and acid detergent fibre digestibility was found to be 15.52, 14.74, 27.73 and 50.72% respectively. Feed supplement with 10 g of yeast per day per horse resulted in a 2.5% higher dry matter intake, a 3.75% higher neutral detergent fibre intake and a 3.33% higher hemicellulose intake using a high fibre diet, however, no effect on the intakes using a high starch diet were observed (Jouany *et al.* 2008). Gobesso *et al.* (2012) observed that supplementing forage diet with 0, 10, 20 and 30 g kg⁻¹ of live yeast (5 × 10⁸ CFU per g) did not improve feed digestibility, however, lower digestibility of organic matter, crude protein, acid detergent and neutral detergent fibre were observed with 10 and 20 g kg⁻¹ doses, whereas 30 g kg⁻¹ dose was similar to the control. Mackenthun *et al.* (2013) reported that inclusion of 1 and 3 g of yeast (2 × 10¹⁰ CFU per g) into the diet of horses had no

effect on dry matter, crude protein, crude fat, neutral detergent fibre and acid detergent fibre digestibility. Additionally, no effect on the concentration of short chain fatty acids in the faecal water on day 5 of digestibility trial was found. Agazzi *et al.* (2009) noted that feeding the horses with a diet containing a 70 : 30 forage to concentrate supplemented with 2 g of yeast per day per head, recorded a the highest dry matter, organic matter, neutral detergent fibre and acid detergent fibre digestibility (7.25, 7.37, 18.47 and 30.46%) respectively. however, no effect on crude protein and ether extract digestibility was observed. This implies that yeast exhibited its effect in the caecum to aid feed/nutrient digestibility. Julliard *et al.* (2018) reported that inclusion of (10 × 10⁹ and 10 × 10¹⁰ CFU per animal per day of *S. cerevisiae*) in horses' diet had no effect on gastric pH but reduces the lactic acid utilizing bacteria. Palagi *et al.* (2018) reported that supplementation of 2 g per head per day of *S. cerevisiae* in horses' diet did not produce any effect on digestibility, fecal pH and blood parameters. However, (Efsa, 2009) reported that the inclusion of 10 g of *S. cerevisiae*/head/day improved fibre digestibility and growth. Elghandour *et al.* (2016) opined that supplementation of 4 mg of *S. cerevisiae* per g of feed dry matter improved

fermentation of feed and fibre digestion. The administration of *S. Cerevisiae* to mature horses fed high-fibre diet increased apparent nutrient digestion rate, the apparent digestion rates of dry matter and organic matter improved significantly in treated horses compared to un-supplemented control, but the most relevant difference between the experimental groups had a positive effect on live yeast over the fibrous fractions such as neutral detergent fibre and acidic detergent fibre (Agazzi *et al.* 2011) (Table 3).

Saccharomyces cerevisiae and greenhouse gases emissions in non and pseudo-ruminant

Greenhouse gases (GHGs) emitted during livestock production cause global warming effect and also lead to loss of metabolic energy (Velazquez *et al.* 2019). Indeed, up to 20% of the global anthropogenic CH₄ is emitted by ruminants (Bhatta *et al.* 2007). Ruminants and monogastrics emit CH₄, but the former emits much more CH₄ than the latter (Franz *et al.* 2010, 2011; Cabezas Garcia, 2017). It has been speculated that this difference in CH₄ emission may be due attributable primarily to differences in the microbiota of the rumen and the hindgut of non-ruminant (Yang *et al.* 2016). However, the microbiological peculiarity for the different CH₄ emissions by these two groups of ruminants and monogastric is largely unknown. The identification of these responsible microbes and the relationship to CH₄ emission and the fermentation properties of the rumen and the caecum will help to understand the factors affecting the production of CH₄ in rumen and develop dietary strategies to effectively reduce CH₄ emission from ruminants (Mi *et al.* 2018). Supplementation of *S. cerevisiae* in livestock diets to reduce GHGs such as CH₄, CO₂ and NO₂ is a recent area of interest in the production of livestock (Fig. 2). The use of *S. cerevisiae* to decrease CH₄ in livestock production has been investigated and positive effect established in ruminants. The mechanism is associated with the ability of supplemented *S. cerevisiae* to induce acetogen growth and competes with the methanogens for H₂ (Hristov *et al.* 2013). However, the effect of *in vitro* or *in vivo* studies on the supplemented *S. cerevisiae* to reduce CH₄ is low and inconsistent (Beauchemin *et al.* 2008). To the best of our knowledge there is no published work on the use of *S. cerevisiae* to reduce GHGs in poultry, rabbit and horse experiment both *in vitro* and *in vivo*. Therefore, more research is required to evaluate the impacts of supplementation of *S. cerevisiae* to reduce GHGs emitted from these animals.

In conclusion, supplementation of *S. cerevisiae* in the diets of nonruminants has the potentials to improve feed intake, enhance digestibility, reduce pathogenic microbes,

improves animal health and performance. *Saccharomyces cerevisiae* plays these roles in nonruminant animal production through various mechanisms. However, the common functions of *S. cerevisiae* in monogastric are linked to an improvement of immunity, the stimulation of beneficial microbes in the gastrointestinal tract and an improvement of fibre digestibility. Gut villi stimulation especially in the jejunum is very likely the mechanism by which *S. cerevisiae* improve growth rate.

However, there is no published information on the effect of *S. cerevisiae* supplementation on the greenhouse gases (GHGs) in nonruminant animals. Therefore, there is need to carryout *in vitro* and *in vivo* studies on the effect of *S. cerevisiae* on GHGs from nonruminants to gain insights on its effect.

Conflict of Interest

The authors declare no conflict of interest.

References

- Abdelrahman, M.M. (2013) Effects of feeding dry fat and yeast culture on broiler chicken performance. *Turkish J Vet Anim Sci* **37**, 31–37.
- Afsharmanesh, M., Barani, M. and Silversides, F.G. (2010) Evaluation of wet-feeding wheat-based diets containing *Saccharomyces cerevisiae* to broiler chickens. *Brit Poultry Sci* **51**, 776–783.
- Agazzi, A., Invernizzi, G., Ferroni, M., Fanelli, A. and Savoini, G. (2009) Effect of live yeast (*Saccharomyces cerevisiae*) administration on apparent digestibility of horses. *Ital J Anim Sci* **8**, 685–687.
- Agazzi, A., Ferroni, M., Fanelli, A., Marocolo, S., Invernizzi, G., Dell-Orto, V. and Savoini, G. (2011) Evaluation of the effects of live yeast supplementation on apparent digestibility of high-fiber diet in mature horses using the acid insoluble ash marker modified method. *J Equine Vet Sci* **31**, 13–18.
- Agazzi, A., Invernizzi, G., Bontempo, V. and Savoini, G. (2015) The beneficial role of probiotics in monogastric animal nutrition and health. *J Dairy Vet Anim Res* **2**(4), 00041. <https://doi.org/10.15406/jdvar.2015.02.00041>.
- Ahiwe, E.U., Alqahtani, M., Abdallah, M.E., Chang'A, E.P., Gausi, H., Graham, H. and Iji, P.A. (2019) Effects of yeast and its derivatives on meat yield and haematological indices of broiler chickens challenged with salmonella lipopolysaccharide. 30th Annual Aust. Poult. Science Symp. 17th–20th February, 2019, Sydney, New South Wales.
- Ahmed, M.E., Abbas, T.E., Abdhag, M.A. and Mukhtar, D.E. (2015) Effect of dietary yeast (*Saccharomyces cerevisiae*) supplementation on performance, carcass characteristics and some metabolic responses of broilers. *Anim Vet Sci* **3**, 5–10.

- Aksu, M.I., Karaoglu, M., Esenbuga, N., Kaya, M., Macit, M. and Ockerman, H.W. (2005) Effect of dietary probiotic on some quality characteristics of raw broiler drumsticks and breast meat. *J Muscle Foods* **85**, 306–317.
- Al-Khalaf, H.S. (2018) Benefits of probiotics and/or prebiotics for antibiotic-reduced poultry. *Poult Sci* **97**, 3807–3815.
- Amaral, C. (2006) *The analysis of patents, tool for determining lines of research on probiotics in Cuba*. The Master's Scientific Degree, University of Havana.
- Banjeree, P. and Pradhan, N.R. (2006) Live yeasts a good alternative to AGP in broiler chickens. *World Poultry* **22**, 32–34.
- Baptista, A.S. (2002) Utilization of thermalized and active yeast to reduce the toxicity of aflatoxin. *Scientia Agric* **59**, 257–260.
- Baptista, A.S., Horii, J. and Stefano, S.M. (2005) Cells of yeasts adhered in corn grains and the storage perspective for use as probiotic. *Braz Arch Biol Technol* **48**, 15–20.
- Bauerl, C., Collado, M.C., Zúñiga, M., Blas, E. and Pérez Martínez, G. (2014) Changes in cecal microbiota and mucosal gene expression revealed new aspects of epizootic rabbit enteropathy. *PLoS ONE* **9**, 105–107.
- Beauchemin, K.A., Kreuzer, M., O'Mara, F. and McAllister, T.A. (2008) Nutritional management for enteric methane abatement: a review. *Aust J Exp Agric* **48**, 21–27.
- Belhassen, T., Bonai, A., Gerencsér, Z.S., Matics, Z.S., Tuboly, T., Bergaoui, R. and Kovacs, M. (2016) Effect of diet supplementation with live yeast *Saccharomyces cerevisiae* on growth performance, caecal ecosystem and health of growing rabbits. *World Rabbit Sci* **24**, 191–200.
- Bhatta, R., Enishi, O. and Kurihara, M. (2007) Measurement of methane production from ruminants. *Asian Aust J Anim Sci* **20**, 1305–1318.
- Bontempo, V., Giancamillo, A.D., Savoini, G., Dell'Orto, V. and Domeneghini, C. (2006) Live yeast dietary supplementation acts upon intestinal morpho-functional aspects and growth in weanling piglets. *Anim Feed Sci* **129**, 224–236.
- Borda-Molina, D., Seifert, J. and Camarinha-Silva, A. (2018) Current perspectives of the chicken gastrointestinal tract and its microbiome. *Comp Struct Biotechnol J* **16**, 131–139.
- Bovill, R., Bew, J. and Robinson, S. (2001) Comparison of selective media for the recovery and enumeration of probiotic yeasts for animal feed. *Int J Food Microbiol* **67**, 55–61.
- Broadway, P.R., Carroll, J.A. and Sanchez, N.C.B. (2015) Live yeast and yeast cell wall supplements enhance immune function and performance in food-producing livestock: a review. *Microorganisms* **3**, 417–427.
- Buts, J.P., Bernasconi, P., Van Craynest, M.P., Maldague, P. and De Meyer, R. (1986) Response of human and rats small intestinal mucosa to oral administration of *Saccharomyces boulardii*. *Pediatric Res* **20**, 192–196.
- Cabezas Garcia, E.H. (2017) *Methane production in dairy cows: individual cow variability in methane production*. PhD Thesis, Swedish University of Agricultural Sciences, Umeå.
- Campeanu, G.H. (2002) Biotechnological studies obtaining concerning the role of biomass with probiotic yeasts and bacteria form. *Roum Biotechnol Lett* **7**, 795–802.
- Campos-Morales, R., Mendoza, G.D., Ojeda, J., Plata, F.X. and Martínez, J.A. (2015) The effect of *Saccharomyces cerevisiae* on digestion and mortality in the volcano rabbit (*Romerolagus diazi*). *J Integr Agric* **14**, 520–525.
- Carabaño, R., Badiola, I., Licois, D. and Gidenne, T. (2006) The digestive ecosystem and its control through nutritional feeding strategies. In *Recent Advances in Rabbit Sciences* ed. Maerten, L. and Coudert, P. pp. 211–227. Melle, Belgium: COST (ESF) and ILVO.
- Castagliuolo, I., Lacant, T., Nikulassan, S.T. and Pothoulakis, C. (1996) *Saccharomyces boulardii* protease inhibits *Clostridium difficile* toxin A effects in the rat Ileum. *Infect Immu* **64**, 5225–5232.
- Castagliuolo, I., Riegler, M.F., Valenick, L., Lamont, J.T. and Pothoulakis, C. (1999) *Saccharomyces boulardii* protease inhibits the effects of *clostridium difficile* toxins A and B in human colonic mucosa. *Infect Immu* **67**, 302–307.
- Çelik, K., Denli, M. and Savas, T. (2003) Reduction of toxic effects of aflatoxin B1 by using Baker Yeast (*Saccharomyces cerevisiae*) in growing broiler chicks diets. *Revista Brasileira Zootecnia* **32**, 615–619. <https://doi.org/10.1590/S1516-35982003000300013>.
- Chaudhary, L.C., Singh, R., Kamra, D.N. and Pathak, N.N. (1995) Effect of oral administration of yeast (*Saccharomyces cerevisiae*) on digestibility and growth performance of rabbits fed diets of different fibre content. *World Rabbit Sci* **3**, 15–18.
- Cheng, G., Hao, H., Xie, S., Wang, X., Dai, M., Huang, L. and Yuan, Z. (2014) Antibiotic alternatives: the substitution of antibiotics in animal husbandry. *Front Microbiol* **5**, 217. <https://doi.org/10.3389/fmicb.2014.00217>.
- Coenen, T.M. (2000) Safety evaluation of enzyme preparation derived from lactate *Kluyveromyces lactis*. *Food Chem Toxicol* **38**, 671–677.
- Combes, S., Michelland, R.J., Monteils, V., Cauquil, L., Soulié, V., Tran, N.U., Gidenne, T. and Fortun-Lamothe, L. (2011) Postnatal development of the rabbit caecal microbiota composition and activity. *FEMS Microbiol Ecol* **77**, 680–689.
- Di Giancamillo, A., Bontempo, V., Savoini, G., Dell'Orto, V., Vitari, F. and Domeneghini, C. (2007) Effects of live yeast dietary supplementation to lactating sows and weaning piglets. *Int J Prob and Preb* **2**, 55–66.
- Di Giancamillo, A., Vitari, F., Savoini, G., Bontempo, V., Bersani, C., Dell'Orto, V. and Domeneghini, C. (2008) Effects of orally administered probiotic *Pediococcus acidilactici* on the small and large intestine of weaning piglets. A qualitative and quantitative micro-anatomical study. *Histol Histopathol* **23**, 651–664.
- Domeneghini, C., Di Giancamillo, A., Savoini, G., Paratte, R., Bontempo, V. and Dell'Orto, V. (2004) Structural patterns of swine ileal mucosa following L-glutamine and

- nucleotide administration during the weaning period. An histochemical and histometrical study. *Histol Histopathol* **19**, 49–58.
- EFSA (2009) Safety and efficacy of Yea-Sacc1026® (*Saccharomyces cerevisiae*) as feed additive for horses. *EFSA J* **991**, 1–14.
- El-Badawi, A.Y., Helal, F.I.S., Yacout, M.H.M., Hassan, A.A., El-Naggar, S. and Elsabaawy, E.H. (2017) Growth performance of male NZW rabbits fed diets supplemented with beneficial bacteria or live yeast. *Agric Eng Int: CIGR J* **19**, 220–226.
- Elghandour, M.M.Y., Mellado, M., Kholif, A.E., Salem, A.Z.M., Barbabosa, A., Ballinas, S., Esquivel, A. and Odongo, N.E. (2016) Fecal gas production of ten common horse feeds supplemented with *Saccharomyces cerevisiae*. *J Equine Vet Sci* **47**, 1–8.
- Emmanuel, D.C., Amaka, A.E., Okezie, E.S., Sunday, U.P. and Ethelbert, O.C. (2019) Epididymal sperm characteristics, testicular morphometric traits and growth parameters of rabbit bucks fed dietary *Saccharomyces cerevisiae* and/or zinc oxide. *Braz J Poultry Sci* **21**. <https://doi.org/10.1590/1806-9061-2018-0803>.
- Ezema, C. and Eze, D.C. (2015) Growth performance and cost benefit of weaner rabbits fed diet supplemented with probiotic in the tropics. *Pak J Nutr* **14**, 47–49.
- FDA (2012) Guidance for Industry: The Judicious Use of Medically Important Antimicrobial Drugs in Food-Producing Animals. No. 209. 13 April <http://www.fda.gov/downloads/AnimalVeterinary/GuidanceComplianceEnforcement/GuidanceforIndustry/UCM216936.pdf> (accessed 7 June 2019).
- FDA (2015) Veterinary feed directive. *Fed Regist* **80**, 31708–31735.
- Feng, Y., Gong, J., Yu, H., Jin, Y., Zhu, J. and Han, Y. (2010) Identification of changes in the composition of ileal bacterial microbiota of broiler chickens infected with *Clostridium perfringens*. *Vet Microbiol* **140**, 116–21.
- Fortun-Lamothe, L. and Boullier, S. (2007) A review on the interactions between gut microflora and digestive mucosal immunity: possible ways to improve the health of rabbits. *Livest Sci* **107**, 1–18.
- Franz, R., Soliva, C.R., Kreuzer, M., Steuer, P., Hummel, J. and Clauss, M. (2010) Methane production in relation to body mass of ruminants and equids. *Evol Ecol Res* **12**, 727–738.
- Franz, R., Soliva, C.R., Kreuzer, M., Hummel, J. and Clauss, M. (2011) Methane output of rabbits (*Oryctolagus cuniculus*) and guinea pigs (*Cavia porcellus*) fed a hay-only diet: implications for the scaling of methane production with body mass in non-ruminant mammalian herbivores. *Comp Biochem Physiol A Mol Integr Physiol* **158**, 177–181.
- Gedek, B. (1989) Interaktion zwischen lebenden Hefezellen und darmpathogen *Escherichia coli*-keimen. In *Okosystem Darm, Morphologie, Mikrobiologie, Immunologie* ed. Müller, J., Ottenjann, R. and Seifert, J. pp. 135–139. Zürich, Switzerland: Springer Verlag.
- Gheisari, A. and Kholeghipour, B. (2006) Effect of dietary inclusion of live yeast (*Saccharomyces cerevisiae*) on growth performance, immune response and blood parameters of broiler chickens. *Conference Proceeding*. <https://www.cabi.org/Uploads/animal-science/worlds-poultry-science-association/WPSA-italy-2006/10090.pdf>.
- Gidenne, T. (1997) Caeco-colic digestion in the growing rabbit: impact of nutritional factors and related disturbances. *Livestock Prod Sci* **51**, 73–88.
- Glade, M.J. (1991) Dietary yeast culture supplementation of mares during late gestation and early lactation. *J Equine Vet Sci* **11**, 10–16.
- Gobesso, A.A.O., Taran, F.M.P., Gonzaga, I.V.F., Françoso, R., Centini, T.N., Moreira, C.G. and Baldi, F. (2012) Effect of the use of *Saccharomyces cerevisiae* on apparent digestibility in horses diet. In *Forages and grazing in horse nutrition* ed. Saastamoinen, M.E. pp. 373–375. Wageningen, The Netherlands: AAP Publication.
- Haiman, E.T. and Frank, H. (1994) Eine einfache Mmenthode. Zur Bbestimmung der Weasserbindung imn Muskeol. *Dioo Naturwissenschaften* **40**, 29.
- Haldar, S., Ghosh, T.K. and Toshiwati Bedford, M.R. (2011) Effects of yeast (*Saccharomyces cerevisiae*) and yeast protein concentrate on production performance of broiler chickens exposed to heat stress and challenged with *Salmonella enteridis*. *Anim Feed Sci Technol* **168**, 61–71.
- Higgins, S.E., Erf, G.F., Higgins, J.P., Henderson, S.N., Wolfenden, A.D., Gaona-Ramirez, G. and Hargis, B.M. (2007) Effect of probiotic treatment in broiler chicks on intestinal macrophage numbers and phagocytosis of *Salmonella enteritidis* by abdominal exudate cells. *Poult Sci* **86**, 2315–2321.
- Higgins, S.E., Higgins, J.P., Wolfenden, A.D., Henderson, S.N., Torres-Rodriguez, A., Tellez, G. and Hargis, B. (2008) Evaluation of a Lactobacillus-based probiotic culture for the reduction of *Salmonella enteritidis* in neonatal broiler chicks. *Poult Sci* **87**, 27–31.
- Holzapfel, W.H. and Schillinger, U. (2002) Introduction to pre- and probiotics. *Food Res Int* **35**, 109–116.
- Hristov, A.N., Oh, J., Firkins, J.L., Dijkstra, J., Kebreab, E., Waghorn, G., Makkar, H.P., Adesogan, A.T. et al. (2013) Special topics: mitigation of methane and nitrous oxide emissions from animal operations: a review of enteric methane mitigation options. *J Anim Sci* **91**, 5045–5069.
- Humphrey, T., O'Brien, S. and Madsen, M. (2007) Campylobacters as zoonotic pathogens: a food production perspective. *Int J Food Microbiol* **117**, 237–257.
- Invernizzi, G., Agazzi, A., Ferroni, M., Rebucci, R., Fanelli, A., Baldi, A., Dell'Orto, V. and Savoini, G. (2013) Effects of inclusion of selenium-enriched yeast in the diet of laying hens on performance, eggshell quality, and selenium tissue deposition. *Italian J Ani Sci* **12**, e1.

- Javadi, A., Mirzaei, H., Safarmashaei, S. and Vahdatpour, S. (2012) Effects of probiotic (live and inactive *Saccharomyces cerevisiae*) on meat and intestinal microbial properties of Japanese quails. *Afr J Biotechnol* **11**, 12083–12087.
- Jiang, Z., Wei, S., Wang, Z., Zhu, C., Hu, S., Zheng, C., Hu, H., Wang, L. *et al.* (2015) Effects of different forms of yeast *Saccharomyces cerevisiae* on growth performance, intestinal development, and systemic immunity in early-weaned piglets. *J Anim Sci Biotechnol* **6**, 47–54.
- Jouany, J.P., Gobert, J., Medina, B., Bertin, G. and Julliand, V. (2008) Effect of live yeast culture supplementation on apparent digestibility and rate of passage in horses fed a high-fiber or high-starch diet. *J Anim Sci* **86**, 339–347.
- Julliand, V., de Fombelle, A. and Varloud, M. (2006) Starch digestion in horses: the impact of feed processing. *Livest Sci* **100**, 44–52.
- Julliand, S., Martina, A. and Julliand, V. (2018) Effect of live yeast supplementation on gastric ecosystem in horses fed a high-starch diet. *Livestock Sci* **215**, 25–29.
- Juricova, H., Videnska, P., Lukac, M., Faldynova, M., Babak, V., Havlickova, H., Sisak, F. and Rychlik, I. (2013) Influence of *Salmonella enterica* serovar Enteritidis infection on the development of the cecum microbiota in newly hatched chicks. *Appl Environ Microbiol* **79**, 745–747.
- Kabir, S.M.L. (2009) The role of probiotics in the poultry industry. *Int J Poult Sci* **10**, 3531–3546.
- Kamra, D.N., Chaudhary, L.C., Singh, R. and Pathak, N.N. (1996) Influence of feeding probiotics on growth performance and nutrient digestibility in rabbits. *World Rabbit Sci* **4**, 85–88.
- Kiarie, E., Bhandari, S., Scott, M., Krause, D.O. and Nyachoti, C.M. (2011) Growth performance and gastrointestinal microbial ecology responses of piglets receiving *Saccharomyces cerevisiae* fermentation products after an oral challenge with *Escherichia coli* (K88). *J Anim Sci* **89**, 1062–1078.
- Kiarie, E., Scott, M., Krause, D.O., Khazanehi, H., Khafipour, E. and Nyachoti, C.M. (2012) Interactions of *Saccharomyces cerevisiae* fermentation product and an in-feed antibiotic on gastrointestinal and immunological responses in piglets challenged with *Escherichia coli* K88. *J Anim Sci* **90**(Suppl 4), 1–3.
- Kim, J.S., Hosseindoust, A., Lee, S.H., Choi, Y.H., Kim, M.J., Lee, J.H., Kwon, I.K. and Chae, B.J. (2017) Bacteriophage cocktail and multi-strain probiotics in the feed for weanling pigs: effects on intestine morphology and targeted intestinal coliforms and clostridium. *Animal* **11**, 45–53.
- Kimsé, M., Bayourthe, C., Monteils, V. and Gidenne, T. (2008) Live yeast stability in the digestive tract of the rabbit: Relationship with digestion, growth and digestive health. Proc. of IX World Rabbit Congress, June, Italy.
- Kimsé, M., Bayourthe, C., Monteils, V., Fortun-Lamothe, L., Cauquil, L., Combes, S. and Gidenne, T. (2012) Live yeast stability in rabbit digestive tract: Consequences on the caecal ecosystem, digestion, growth and digestive health. *Anim Feed Sci Technol* **173**, 235–243.
- Koc, F., Samli, H., Okur, A., Ozduven, M., Akyurek, H. and Senkoylu, N. (2010) Effects of *Saccharomyces cerevisiae* and/or mannanoligosaccharide on performance, blood parameters and intestinal microbiota of broiler chicks. *Bulg J Agric Sci* **16**, 643–650.
- Kogan, G. and Kocher, A. (2007) Role of yeast cell wall polysaccharides in pig nutrition and health protection. *Livest Sci* **109**, 161–165.
- Kohl, K.D., Weiss, R.B. and Dearing, M.D. (2011) Diversity and novelty of the gut microbial community of an herbivorous rodent (*Neotoma bryanti*). *Symbiosis* **54**, 47–54.
- Kornegay, E.T., Rheinwelker, D., Lindemann, M.D. and Wood, C.M. (1995) Performance and nutrient digestibility in weanling pigs as influenced by yeast culture additions to starter diets containing dried whey or one of 2 fiber sources. *J Anim Sci* **73**, 1381–1389.
- Kowalik, B., Skomial, J., Pajak, J.J., Taciak, M., Majewska, M. and Belzecki, G. (2012) Population of ciliates, rumen fermentation indicators and biochemical parameters of blood serum in heifers fed diets supplemented with yeast (*Saccharomyces cerevisiae*) preparation. *Anim Sci Paper Rep* **30**, 329–338.
- Kumura, H., Tanoue, Y., Tsukahara, M., Tanaka, T. and Shimazaki, K. (2004) Screening of yeast strains for probiotic applications. *J Dairy Sci* **87**, 4050–4056.
- Li, J., Li, D.F., Xing, J.J., Cheng, Z.B. and Lai, C.H. (2006) Effects of β -glucan extracted from *Saccharomyces cerevisiae* on growth performance and immunological and somatotropic responses of pigs challenged with *Escherichia coli* lipopolysaccharide. *J Anim Sci* **84**, 2374–2381.
- Line, J.E., Bailey, J.S., Cox, N.A. and Stem, N.J. (1997) Yeast treatment to reduce *Salmonella* and *Campylobacter* populations associated with broiler chickens subjected to transport stress. *Poult Sci* **76**, 1227–1231.
- Liu, Y., Espinosa, C.D., Abelilla, J.J., Casas, G.A., Lagos, L.V., Lee, S.A., Kwon, W.B., Mathai, J.K. *et al.* (2018) Non-antibiotic feed additives in diets for pigs: a review. *Anim Nutr* **4**, 113–125.
- Luk, G.D., Bayless, T.M. and Baylin, S.B. (1980) Diamine oxidase (histaminase)-a circulating marker for rat intestinal mucosal maturation and integrity. *J Clin Invest* **66**, 66–70.
- Mackenthun, E., Coenen, M. and Vervuert, I. (2013) Effects of *Saccharomyces cerevisiae* supplementation on apparent total tract digestibility of nutrients and fermentation profile in healthy horses. *J Anim Physiol Anim Nutr* **97**, 115–120.
- Majtán, J., Kogan, G., Kováčová, E., Bíliková, K. and Simuth, J. (2005) Stimulation of TNF-alpha release by fungal cell wall polysaccharides. *Z Naturforschung C* **60**, 921–926.
- Makled, M.N. (1991) The potential of probiotics in poultry feeds. A review 3rd Scientific Symposium for Animal,

- Poultry and Nutrition, Sakha, Kafr-El-Shiekh, Egypt, 54–68.
- Medina, B., Girard, I.D., Jacotot, E. and Jullian, V. (2002) Effect of a preparation of *Saccharomyces cerevisiae* on microbial profiles and fermentation patterns in the large intestine of horses fed a high fiber or a high starch diet. *J Anim Sci* **80**, 2600–2609.
- Mi, L., Yang, B., Hu, X., Luo, Y., Liu, J., Yu, Z. and Wang, J. (2018) Comparative analysis of the microbiota between sheep rumen and rabbit cecum provides new insight into their differential methane production. *Front Microbiol* **9**, 575. <https://doi.org/10.3389/fmicb.2018.00575>.
- Michelland, R.J., Combes, S., Monteils, V., Cauquil, L., Gidenne, T. and Fortun-Lamothe, L. (2010) Molecular analysis of the bacterial community in digestive tract of rabbit. *Anaerobe* **16**, 61–65.
- Molist, F., van Eerden, E., Parmentier, H.K. and Vuorenmaa, J. (2014) Effects of inclusion of hydrolyzed yeast on the immune response and performance of piglets after weaning. *Anim Feed Sci Tech* **195**, 136–141.
- Morales, J.L. (2004) *Application of a Probiotic Supplement in the Recovery of a Layer Replacement*. Santiago de Cuba: Fourth Congress of Aviculture.
- Morgan, L.M., Coverdale, J.A., Froetschel, M.A. and Yoon, I. (2007) Effect of yeast culture supplementation on digestibility of varying forage quality in mature horses. *J Equine Vet Sci* **27**, 260–265.
- Moura, R.S. (2011) Apparent digestibility of diets supplemented with probiotics or phytase for Mangalarga Marchador horses. *Arch Zootech* **60**, 193–203.
- Munyaka, P.M., Tactacan, G., Jing, M., Karmin, O., House, J.D., Paul, M.S., Sharif, S. and Rodriguez-Lecompte, J.C. (2013) Response of older laying hens to an *Escherichia coli* lipopolysaccharide challenge when fed diets with or without supplemental folic acid. *Poult Sci* **92**, 105–113.
- Nerlich, H.K., Koler, R., Powell, E. and Williams, T.L. (2018) 498 *Saccharomyces cerevisiae* supplementations effect on fiber digestibility in equine. *J Anim Sci* **96**, 266.
- Nordentoft, S., Molbak, L., Bjerrum, L., De Vyllder, J., Immersee, F.V. and Pedersen, K. (2011) The influence of the cage system and colonisation of *Salmonella* Enteritidis on the microbial gut flora of laying hens studied by T-RFLP and 454 pyrosequencing. *BMC Microbiol* **11**, 187.
- Ofek, I., Mirelman, D. and Sharon, N. (1977) Adherence of *Escherichia coli* to human mucosal cells mediated by mannose receptors. *Nature* **265**, 623–625.
- Official Journal of the European Union (2006) Regulation (EC) No 1831/2003 of the European Parliament and of the Council of 22 September 2003 on Additives for Use in Animal Nutrition, Pages L 268/29–L268/43 in OJEU of 10/18/2003.
- Ogbuewu, I.P., Okoro, V.M., Mbajjorgu, E.F. and Mbajjorgu, C.A. (2018) Yeast (*Saccharomyces cerevisiae*) and its effect on production indices of livestock and poultry — a review. *Comp Clin Pathol* **28**, 669–677. <https://doi.org/10.1007/s00580-018-2862-7>.
- Onifade, A.A., Obiyan, R.I., Onipede, E., Adejumo, D.O., Abu, O.A. and Babatunde, G.M. (1999) Assessment of the effects of supplementing rabbit diets with a culture of *Saccharomyces cerevisiae* using growth performance, blood composition and clinical enzyme activities. *Anim Feed Sci Technol* **77**, 25–32.
- Oyedemi, J.O., Ajayi, H.I. and Egere, T. (2008) The effect of increasing level of yeast culture (Levucel SB) in a high fibre diet, on the performance and nutrient retention of broiler chicken. *Asian J Poul Sci* **2**, 53–57.
- Palagi, M.A.F., Feltre, K., Gonzaga, I.V.F., Costa, R.L., Filho, L.A.J.M., Balieiro, J.C.C. and Gobesso, A.A.O. (2018) Supplementation with live yeasts and essential oils does not alter blood, fecal and digestible parameters in horses. *Livestock Sci* **206**, 161–165.
- Parlat, S.S., Ozcan, M. and Oguz, H. (2001) Biological suppression of aflatoxicosis in Japanese quail (*Coturnixcoturnix japonica*) by dietary addition of yeast (*Saccharomyces cerevisiae*). *Res Vet Sci* **71**, 207–211.
- Patterson, J.A. and Burkholder, K.M. (2003) Application of prebiotics and probiotics in poultry production. *Poult Sci* **82**, 627–631.
- Perez, H. (2007) *Evaluation and Selection of Strains of Yeasts with Probiotic Characteristics for Use as a Food Additive*. Havana: The Academic Title of Master in Microbiological Sciences mention in Fermentations.
- Perez, V.G., Waguespack, A.M., Bidner, T.D., Southern, L.L., Fakler, T.M., Ward, T.L., Steidinger, M. and Pettigrew, J.E. (2011) Additivity of effects from dietary copper and zinc on growth performance and fecal microbiota of pigs after weaning. *J Anim Sci* **89**, 414–425.
- Pinchasov, Y. and Noy, Y. (1993) Comparison of post-hatch holding time and subsequent early performance of broiler chicks and Turkey poults. *Br Poult Sci* **34**, 111–120.
- Pizzolitto, R.P., Armando, M.R., Salvano, M.A., Dalcero, A.M. and Rosa, C.A. (2013) Evaluation of *Saccharomyces cerevisiae* as an antiaflatoxicogenic agent in broiler feedstuffs. *Poult Sci* **92**, 1655–1663.
- Pourabedin, M., Xu, Z., Baurhoo, B., Chevaux, E. and Zhao, X. (2014) Effects of mannan oligosaccharide and virginiamycin on the cecal microbial community and intestinal morphology of chickens raised under suboptimal conditions. *Can J Microbiol* **60**, 255–266.
- Qamar, A., Aboudola, S., Warny, M., Michetti, P., Pothoulakis, C., Lamont, J.T. and Kelly, C.P. (2001) *Saccharomyces boulardii* stimulates intestinal immunoglobulin A immune response to *Clostridium difficile* toxin A in mice. *Infect Immun* **69**, 2762–2765.
- de Rezende, A.S.C., Trigo, P., Lana, A.M.Q., Santiago, J.M., Silva, V.P. and Montijano, F.C. (2012) Yeast as a feed additive for training horses. *Cienc Agrotecnol* **36**, 354–362.
- Rodrigues, A.C., Cara, D.C., Fretez, S.H., Cunha, F.Q., Vieira, E.C., Nicoli, J.R. and Vieira, L.Q. (2000) *Saccharomyces*

- boulardii* stimulates sIgA production and the phagocytic system of gnotobiotic mice. *J Appl Microbiol* **89**, 404–414.
- Roto, S.M., Rubinelli, P.M. and Ricke, S.C. (2015) An introduction to the avian gut microbiota and the effects of yeast-based prebiotic-type compounds as potential feed additives. *Front Vet Sci* **2**, 28.
- Rotolo, L., Gai, F., Peiretti, P.G., Ortoffi, M., Zoccarato, I. and Gasco, L. (2014) Live yeast *Saccharomyces cerevisiae* var. *boulardii* supplementation in fattening rabbit diet: effect on productive performance and meat quality. *Livest Sci* **162**, 178–184.
- Roura, E., Homedes, J. and Klasing, K.C. (1992) Prevention of immunological stress contributes to the growth-permitting ability of dietary antibiotics in chicks. *J Nutr* **122**, 2383–2390.
- Ruiz-Herrera, J. (1992) *Fungal Cell Wall: Structure, Synthesis, and Assembly*. Boca Raton: CRC Press.
- Sadet-Bourgeteau, S. and Jullian, V. (2012) La diversité de l'écosystème microbien du tractus digestif équin. (In French) *INRA Prod Anim* **25**, 407–418.
- Salem, A.Z.M., Elghandour, M.M.Y., Kholif, A.E., Barbabosa, A., Camacho, L.M. and Odongo, N.E. (2016) Influence of feeding horses a high fiber diet with or without live yeast cultures supplementation on feed intake, nutrient digestion, blood chemistry, fecal coliform count, and in vitro fecal fermentation. *J Equine Vet Sci* **39**, 12–19.
- Sanaa, H.M.E. (2013) Effect of dried yeast (*Saccharomyces cerevisiae*) supplementation as a feed additive to laying hen diet on egg production, egg quality, carcass traits and blood constituents. *Egypt J Anim Prod* **50**, 111–115.
- Sauer, N., Mosenthin, R. and Bauer, E. (2011) The role of dietary nucleotides in single-stomached animals. *Nutr Res Rev* **24**, 46–59.
- Servin, A.L. and Coconnier, M.H. (2003) Adhesion of probiotic strains to the intestinal mucosa and interaction with pathogens. *Best Pract Res Clin Gastroenterol* **17**, 741–754.
- Seyidoglu, N., Galip, N. and Sonat, F.A.K. (2013) Effect of yeast culture on growth performance, haematological and biochemical indices of New Zealand white rabbits. *Uludag Univ J Fac Vet Med* **32**, 11–17.
- Shen, Y.B., Piao, X.S., Kim, S.W., Wang, L., Liu, P., Yoon, I. and Zhen, Y.G. (2009) Effects of yeast culture supplementation on growth performance, intestinal health, and immune response of nursery pigs. *J Anim Sci* **87**, 2614–2624.
- Singh, M., Oshea, C., Gao, K., Williamson, S., Sharpe, S. and Groves, P.J. (2019) Protective mechanisms of refined functional carbohydrates against *Salmonella* Typhimurium involve inhibition of inflammatory response and activation of apoptosis related regulators, 30th Annual Aust. Poult. Science Symp. 17th–20th February, 2019, Sydney, New South Wales.
- Siragusa, G. and Ricke, S. (2012) Probiotics as pathogen control agents for organic meat production. In *Organic Meat Production and Processing* ed. Ricke, S. pp 331–349. New York: Wiley-Blackwell Publisher.
- Skraban, J., Dzeroski, S., Zenko, B., Tusar, L. and Rupnik, M. (2013) Changes of poultry faecal microbiota associated with *Clostridium difficile* colonisation. *Vet Microbiol* **165**, 416–524.
- Song, M. and Di Luzio, N.R. (1979) Yeast glucan and immunotherapy of infectious diseases. In *Lysosomes in Applied Biology and Therapeutics* ed. Dingle, J.T., Jacques, P.J. and Shaw, I.H. pp 533–547. Amsterdam: North Holland Press.
- Stanley, V.G., Ojo, R., Moldesenbet, S., Hutchinson, D.H. and Kubena, L. (1993) The use of *Saccharomyces cerevisiae* to suppress the effects of aflatoxicosis in broiler chicks. *Poult Sci* **12**, 1867–1872.
- Stanley, D., Keyburn, A.L., Denman, S.E. and Moore, R.J. (2012) Changes in the caecal microflora of chickens following *Clostridium perfringens* challenge to induce necrotic enteritis. *Vet Microbiol* **159**, 155–162.
- Stanley, D., Wu, S.-B., Rodgers, N., Swick, R.A. and Moore, R.J. (2014) Differential responses of cecal microbiota to fishmeal, *Eimeria* and *Clostridium perfringens* in a necrotic enteritis challenge model in chickens. *PLoS ONE* **9**, e104739.
- Takahashi, K., Aoki, A., Takimoto, T. and Akiba, Y. (2008) Dietary supplementation of glycine modulates inflammatory response indicators in broiler chickens. *Brit. J. Nutr* **100**, 1019–1028.
- Thongsong, B., Kalandakanond-Thongsong, S. and Chavananikul, V. (2008) Effects of the addition of probiotic containing both bacteria and yeast or an antibiotic on performance parameters, mortality rate and antibiotic residue in broilers. *Thai J Vet Med* **38**, 17–26.
- Taran, F.M.P., Gobesso, A.A.O., Gonzaga, L.U., Francoso, R., Centini, T.N., Moreira, C.G. and Silva, L.F.P. (2015) Effect of different amount of *Saccharomyces cerevisiae* supplementation on apparent digestibility and fecal parameters in horses fed high-roughage and high-concentrate diet. *Livest Sci* **186**, 29–33.
- Trckova, M., Faldyna, M., Alexa, P., Zajacova, Z.S., Gopfert, E., Kumprechtova, D., Auclair, E. and D'Inca, R. (2014) The effects of live yeast *Saccharomyces cerevisiae* on postweaning diarrhea, immune response, and growth performance in weaned piglets. *J Anim Sci* **92**, 767–774.
- Van der Peet-Schwering, C.M., Jansman, A.J., Smidt, H. and Yoon, I. (2007) Effects of yeast culture on performance, gut integrity, and blood cell composition of weaning pigs. *J Anim Sci* **85**, 3099–3109.
- Van Immerseel, F., De Buck, J., Pasmans, F., Huyghebaert, G., Haesebrouck, F. and Ducatelle, R. (2004) *Clostridium perfringens* in poultry: an emerging threat for animal and public health. *Avian Pathol* **33**(6), 537–549.
- Velazquez, A.E., Elghandour, M.M.Y., Adegbeye, M.J., Pilego, A.P., Laura, H., Vallejo, L.H., Salem, A.Z.M., Moises, C. *et al.* (2019) Influence of dietary inclusion with corn and

- soybean oils, in combination with live yeast culture, on horse fecal methane, carbon dioxide and hydrogen production. *J Equine Vet Sci* **74**, 42–50.
- Videnska, P., Faldynova, M., Juricova, H., Babak, V., Sisak, F. and Havlickova, H. (2013) Chicken faecal microbiota and disturbances induced by single or repeated therapy with tetracycline and streptomycin. *BMC Vet Res* **9**, 30.
- Vohra, A., Syal, P. and Madan, A. (2016) Probiotic yeasts in livestock sector. *Anim Feed Sci Tech* **219**, 31–47.
- Wagner, D.G., Quinonez, J. and Bush, L.J. (1990) The effect of corn or wheat based diets and yeast culture on performance, ruminal pH, and volatile fatty acids in dairy calves. *Agri-Practice* **11**, 7–12.
- Waititu, S.M., Heo, J.M., Patterson, R. and Nyachoti, C.M. (2016) Dietary yeast-based nucleotides as an alternative to in-feed antibiotics in promoting growth performance and nutrient utilization in weaned pigs. *Can J Anim Sci* **96**, 289–293.
- Walker, G.K., Jalukar, S. and Brake, J. (2017) Effect of refined functional carbohydrates from enzymatically hydrolyzed yeast on the presence of *Salmonella* spp. in the ceca of broiler breeder females. *Poult Sci* **96**, 2684–2690.
- Walker, G.K., Jalukar, S. and Brake, J. (2018) The effect of refined functional carbohydrates from enzymatically hydrolyzed yeast on the transmission of environmental *Salmonella* Senftenberg among broilers and proliferation in broiler housing. *Poult Sci* **97**, 1412–1419.
- Wang, W., Li, Z., Ren, W., Yue, Y. and Guo, Y. (2016a) Effects of live yeast supplementation on lipopolysaccharide-induced inflammatory responses in broilers. *Poult Sci* **95**, 2557–2564.
- Wang, W., Li, Z., Han, Q., Guo, Y., Zhang, B. and D’Inca, R. (2016b) Dietary live yeast and mannan-oligosaccharide supplementation attenuate intestinal inflammation and barrier dysfunction induced by *Escherichia coli* in broilers. *Br J Nutr* **116**, 1878–1888.
- Wu, S.B., Stanley, D., Rodgers, N., Swick, R.A. and Moore, R.J. (2014) Two necrotic enteritis predisposing factors, dietary fishmeal and *Eimeria* infection, induce large changes in the caecal microbiota of broiler chickens. *Vet Microbiol* **169**, 188–197.
- Wu, C., Yang, Z., Song, C., Liang, C., Li, H., Chen, W., Lin, W. and Xie, Q. (2018) Effects of dietary yeast nucleotides supplementation on intestinal barrier function, intestinal microbiota, and humoral immunity in specific pathogen-free chickens. *Poult Sci* **97**, 3837–3846.
- Yang, C.L., Mi, L., Hu, X.L., Liu, J.X. and Wang, J.K. (2016) Investigation into host selection of the cecal acetogen population in rabbits after weaning. *PLoS ONE* **11**, e0158768. <https://doi.org/10.1371/journal.pone.0158768>.
- Zhang, A.W., Lee, B.D., Lee, S.K., Lee, K.W., An, G.H., Song, K.B. and Lee, C.H. (2005) Effects of yeast (*Saccharomyces cerevisiae*) cell components on growth performance, meat quality, and ileal mucosa development of broiler chicks. *Poultry Sci* **84**, 1015–1021.
- Zhu, Y.L., Wang, C.Y. and Li, F.C. (2015) Impact of dietary fiber/starch ratio in shaping caecal microbiota in rabbits. *Can J Microbiol* **61**, 771–784.